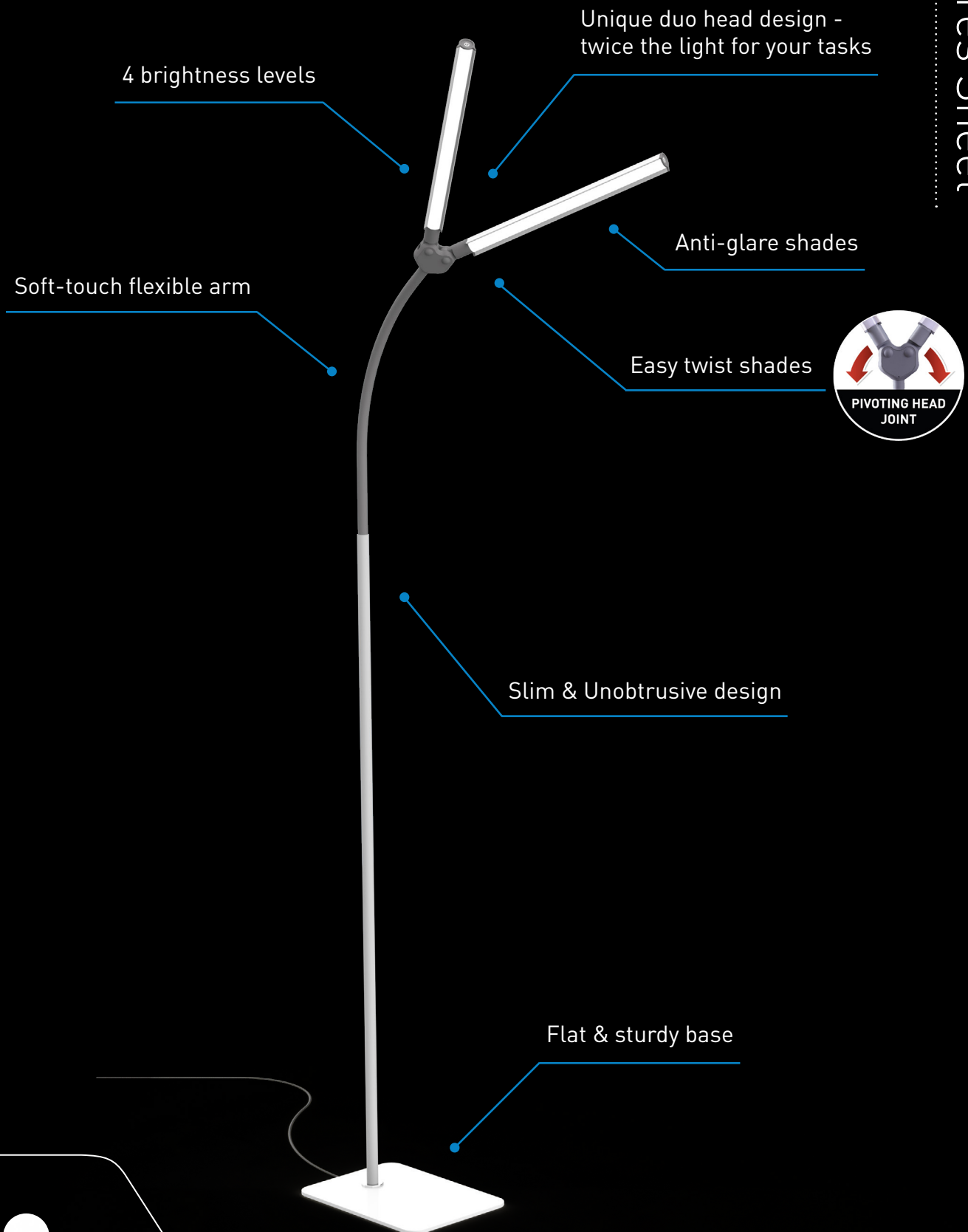


# DuoPro™

## FLOOR LAMP

DN1560



Features Sheet






## 95+ CRI

Daylight 6,000K LEDs with 95+ CRI to see colours accurately at any time of day or night.



## EXCEPTIONAL BRIGHTNESS

Premium quality LEDs last the life of the product – they never need replacing. (2,100 Lux) easily adjustable using the touch dimmer switch.




## ANTI-GLARE SHADE

Innovative design eliminates glare, providing a powerful yet comfortable lighting experience.



## EASY SHADE ROTATION

Direct the light wherever you want it with the easy and convenient rotating shade feature.



## GREAT FLEXIBILITY

The soft-touch arm provides great flexibility and allows you to angle and adjust the shade to any desired position.



## SLIM & SLEEK DESIGN

Its slender and minimalistic design creates a modern aesthetic, making it a stylish addition to any space.